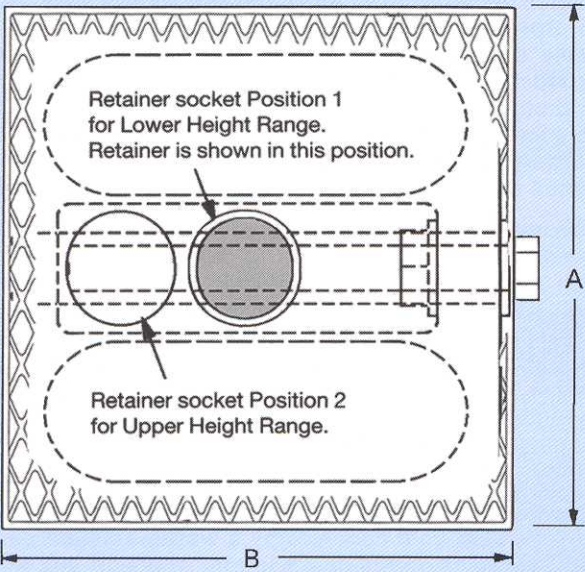
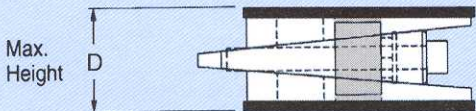
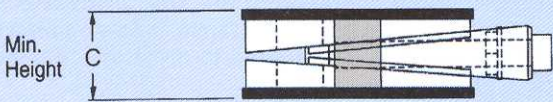


UNISORB® TRI-WEDGE MACHINERY MOUNTS


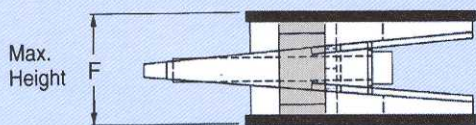
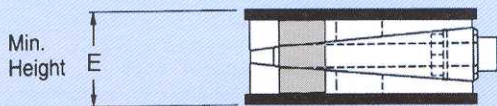
- Heavy Duty Machinery Mount System.
- Two Height Ranges in One Mount.
- Easily Accessible Side Adjustment.
- Use For All In-Place Alignment and Leveling.
- Pads Provide Vibration Isolation.
- Patented Designs on Mounts and Pads.



LOWER HEIGHT RANGE



UPPER HEIGHT RANGE



The UNISORB Tri-Wedges Mount series comes in two sizes. The TW-8000 and TW-35000 are load rated at 8,000 and 35,000 lbs. respectively. These similarly designed Tri-Wedge Mounts both utilize two stationary and one sliding wedge to provide mechanical lift for the mounts. An adjustment bolt moves the center wedge fore & aft between the stationary wedges to provide lift to the top wedge. Each model has height ranges based on the position of a retainer within the mounts. The retainer (shaded in the top left illustration) can be placed in one of two retaining sockets. Placing the retainer in the socket nearest to the adjusting bolt head moves the mount through the lower height range. Positioning the retainer in the rear socket moves the mount through the upper height range.

Both models may be used either with or without pads. The pads provide excellent isolation from vibrations between the machine base, the mounts and the floor. Each pad is recessed approximately 1/8 of an inch to allow for a secure fit over the edges of the top and bottom of the mounts. The thickness of the pads is approximately 1/4 inch. The TW-35000 is available with an optional vertical stud as shown in the photo below. In addition to providing precision leveling capability, these mounts also will prevent machines from walking.

SPECIFICATIONS

MOUNT SERIES	A	B	C	D	E	F
TW-8000	5.31	5.31	2.00	2.30	2.20	2.50
TW-35000	9.40	8.40	2.46	2.91	2.75	3.20
TW-35000 WITH STUD	9.40	8.40	2.52	2.91	2.75	3.08

All dimensions in inches, include pads, and may vary slightly between runs. Height dimensions shown are with no load.

