



Novibra® type M

Type M is ideal for applications involving isolation of low frequency vibrations in all planes. Also suitable for shock attenuation due to the designed ability to offer large deflection. Provides passive vibration isolation on electronic instruments, measuring equipment and test cells.

Specific fields of application are:

- Compressors
- Refrigerators
- AC-units
- Ventilators
- Fans
- Powder handling machinery
- Vibratory screens
- Packaging applications
- Electric motors
- Weighing scales
- Test cell equipment
- Noise control units
- Pumps
- Food processing equipment

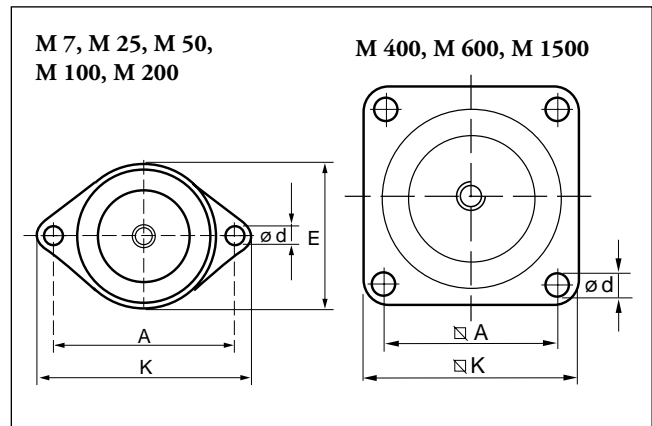
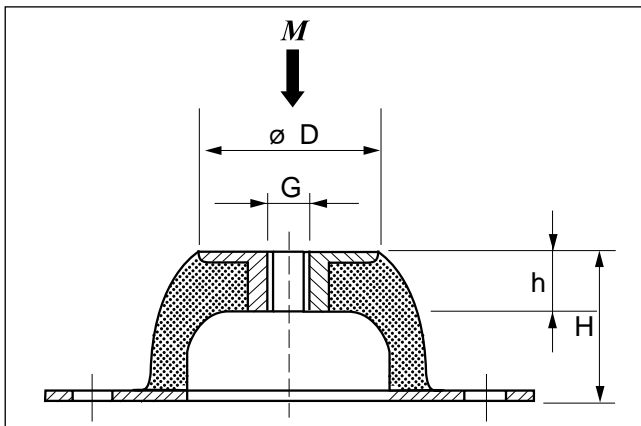
Features

Novibra® type M is specifically designed to give large deflection at low loads. Although the mount design allows high deflection, the mountings are compact in weight and easy to install.

Its unique construction and the latest production methods make Novibra® type M a high performance antivibration mounting having a number of advantages:

- Tight tolerances on dynamic stiffness rate for accurate vibration calculations.
- Wide load rating options, 3.5–2500 kg.
- Corrosion protected to cope with arduous environments on land or marine applications (Fe/Zn8C2 as per ISO 2081).
- Clear and durable product marking so that mountings can be identified even after several years in operation.

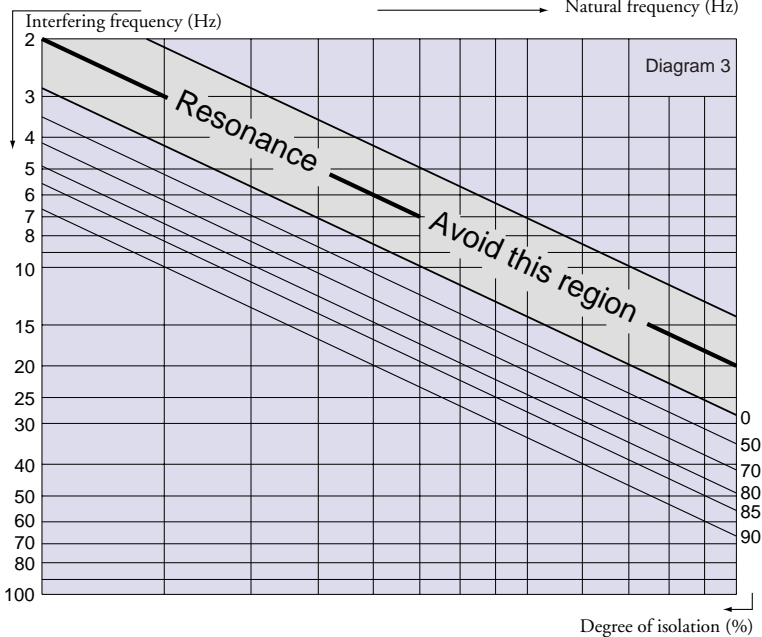

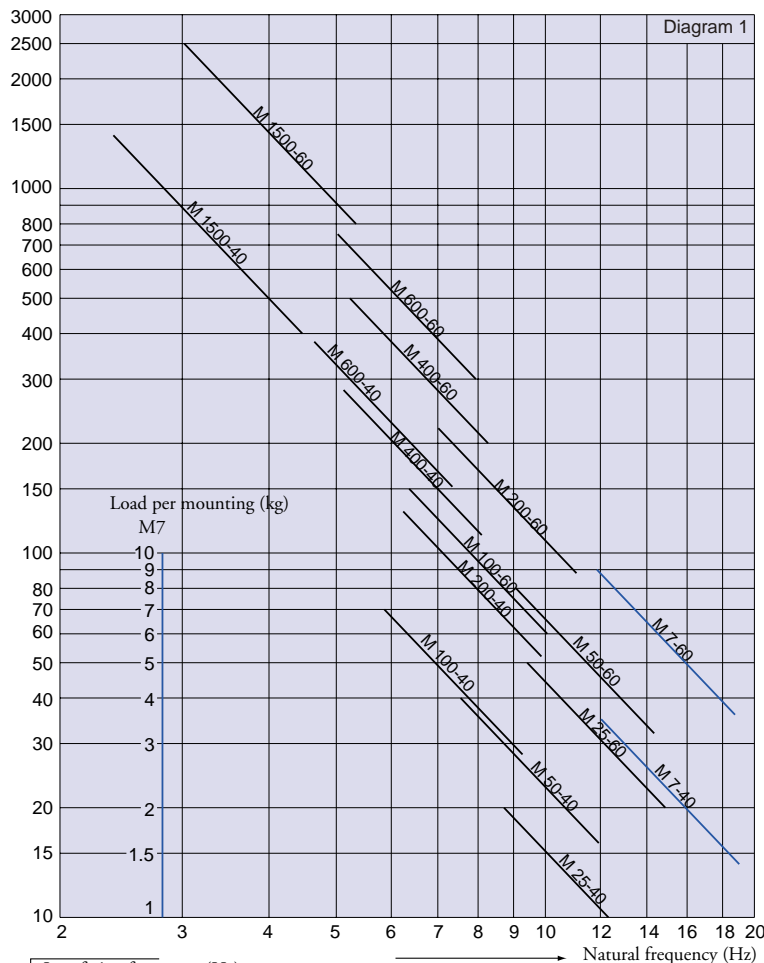
When using M mount together with the height adjuster HA, it is necessary to use a washer. The diameter of the washer must be 20% larger than the diameter of the upper plate (D).



Type	Art.No. 40° IRH	Art.No. 60° IRH	Dimensions in mm				H	h	d	G	Weight (kg)	M-Max(kg)	
			D	E	A	K						40° IRH	60° IRH
M 7	2255110	2255120	18	43	50	64	20	7	7.0	M 6	0.02	3.5	9
M 25	1861220	1861230	33	56	66	85	25	11	8.0	M 8	0.07	20	50
M 50	1861240	1861250	45	76	92	114	35	14	10.0	M 10	0.16	40	80
M 100	1861620	1861610	53	96	110	136	40	15	11.5	M 10	0.26	70	150
M 200	1861660	1861670	58	101	124	151	45	13	11.5	M 10	0.42	130	220
M 400	1861680	1861690	78		120	150	63	18	14.5	M 12	1.06	280	500
M 600	1533710	1533720	100		160	200	85	25	14.5	M 16	2.35	380	750
M 1500	1533730	1533740	186		250	310	160	43	18.0	M 24	9.43	1400	2500

Note: The natural frequencies and degrees of isolation are based on dynamic characteristics of the mountings.

Load per mounting (kg)
M25 –M1500



To select correct mounting, following data are needed:
1) Load per mounting (kg)
2) Interfering frequency (Hz)
(Hz = rpm / 60)
Select correct load line in diagram 1 and correct interference line in diagram 3. The load line intersects with required type of mounting.
Connect this intersection point vertically down to the interference line in diagram 3. Here, on the sloping curve, the isolation degree is indicated.
For static deflection, see diagram 2.

